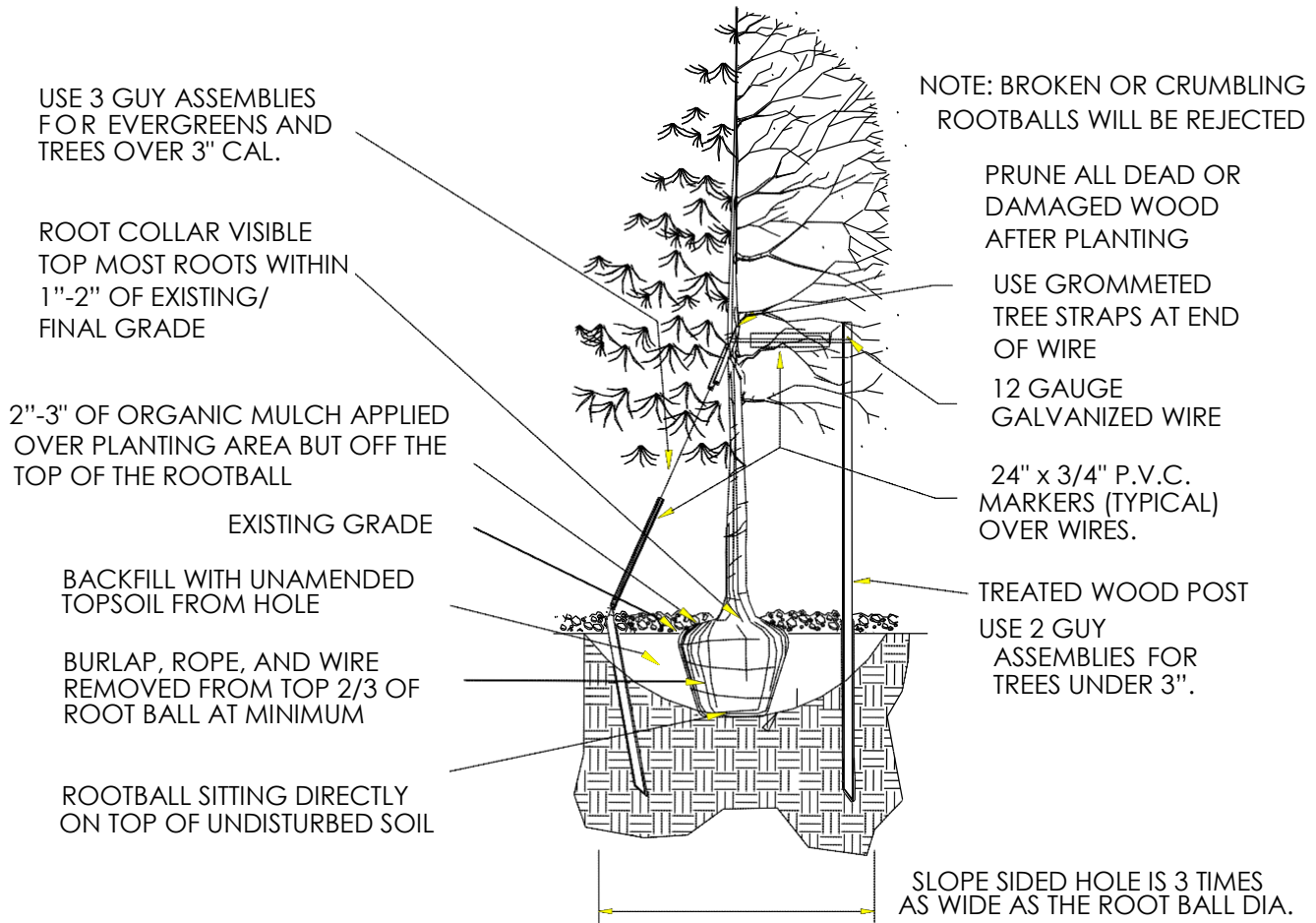
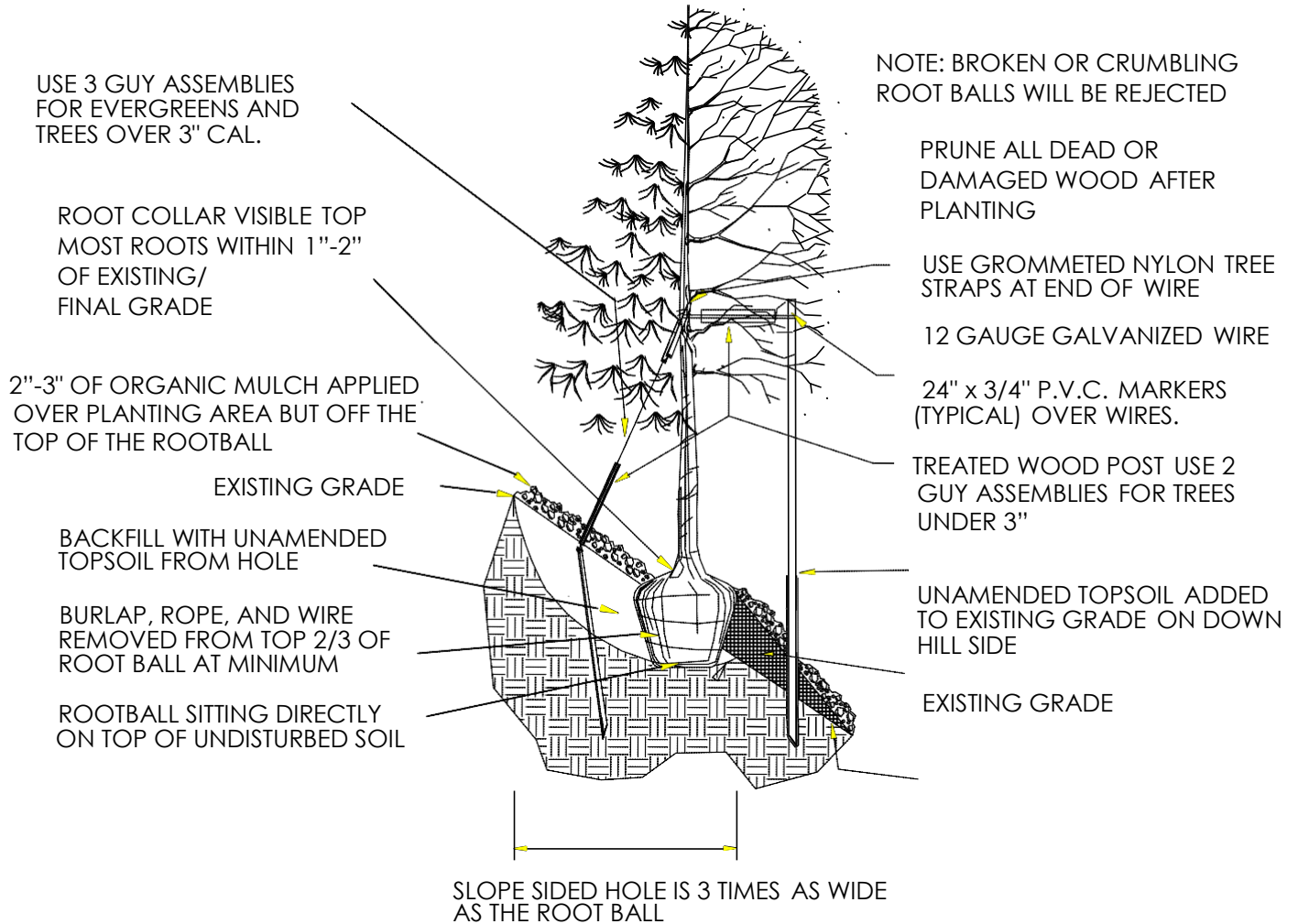


CASTLE PINES NORTH METROPOLITAN DISTRICT PLANTING STANDARDS

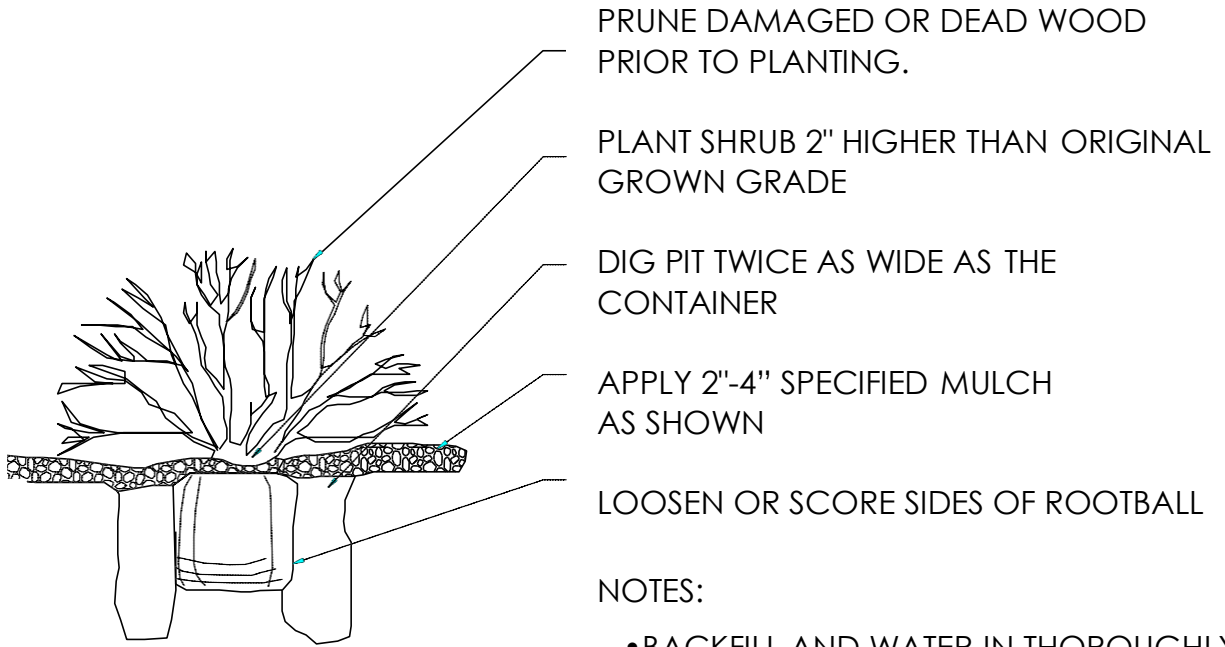


- Excavate planting holes with sloping sides. Make excavations at least three times as wide as the root ball diameter and no deeper than the distance from the top most roots in the root ball to the bottom of the root ball to allow for settling. Do not disturb soil at bottom of planting holes, but do score the sides of the planting hole. The planting area shall be loosened and aerated at least three times the diameter of the root ball. Backfill shall consist of existing on site topsoil – no amendments shall be used unless otherwise specified.
- Trees shall be planted with the root collar/flare visible above grade AND two or more structural roots located within the top 1" to 2" of the root ball/finished grade measured 3" to 4" from trunk. This includes trees that are set on slopes (see slope planting detail). Trees that do not have a visible root collar shall be rejected. Do not cover the root ball with soil.
- Remove root ball wrapping materials (burlap, fabric, grow bags, twine, ties, wire basket, etc.) from the upper 12 inches or 2/3 of the root ball, whichever is greater AFTER the tree is set in place. Materials under the root ball are not a concern since roots grow outward, not downward.
- Form soil into a 3" to 5" tall watering ring (saucer) around planting area. This is not necessary in irrigated turf areas. Apply 2" to 3" depth of specified mulch over planting area - do NOT place mulch directly over the root ball. Rather mulch the backfill area and beyond. Never place mulch up against the trunk as this may lead to bark decay.
- Staking and guying of trees is optional in most planting situations. In areas of extreme winds, or on steep slopes, staking may be required to stabilize trees. Staking and guying must be removed within 1 year of planting date.
- Tree wrap is *not* to be used on any new plantings, except in late fall planting situations, and only then after consultation with the Parks & Open Space Manager.
- Resetting of improperly planted trees will only be allowed if it is determined that doing so will in no way compromise the root ball, and shall only be done with approval of the Parks & Open Space Manager.

TREE PLANTING DETAIL – SLOPES



SHRUB PLANTING DETAIL



PRUNE DAMAGED OR DEAD WOOD
PRIOR TO PLANTING.

PLANT SHRUB 2" HIGHER THAN ORIGINAL
GROWN GRADE

DIG PIT TWICE AS WIDE AS THE
CONTAINER

APPLY 2"-4" SPECIFIED MULCH
AS SHOWN

LOOSEN OR SCORE SIDES OF ROOTBALL

NOTES:

- BACKFILL AND WATER-IN THOROUGHLY
- BROKEN ROOTBALLS WILL BE REJECTED
- SET ROOTBALL ON UNDISTURBED SOIL