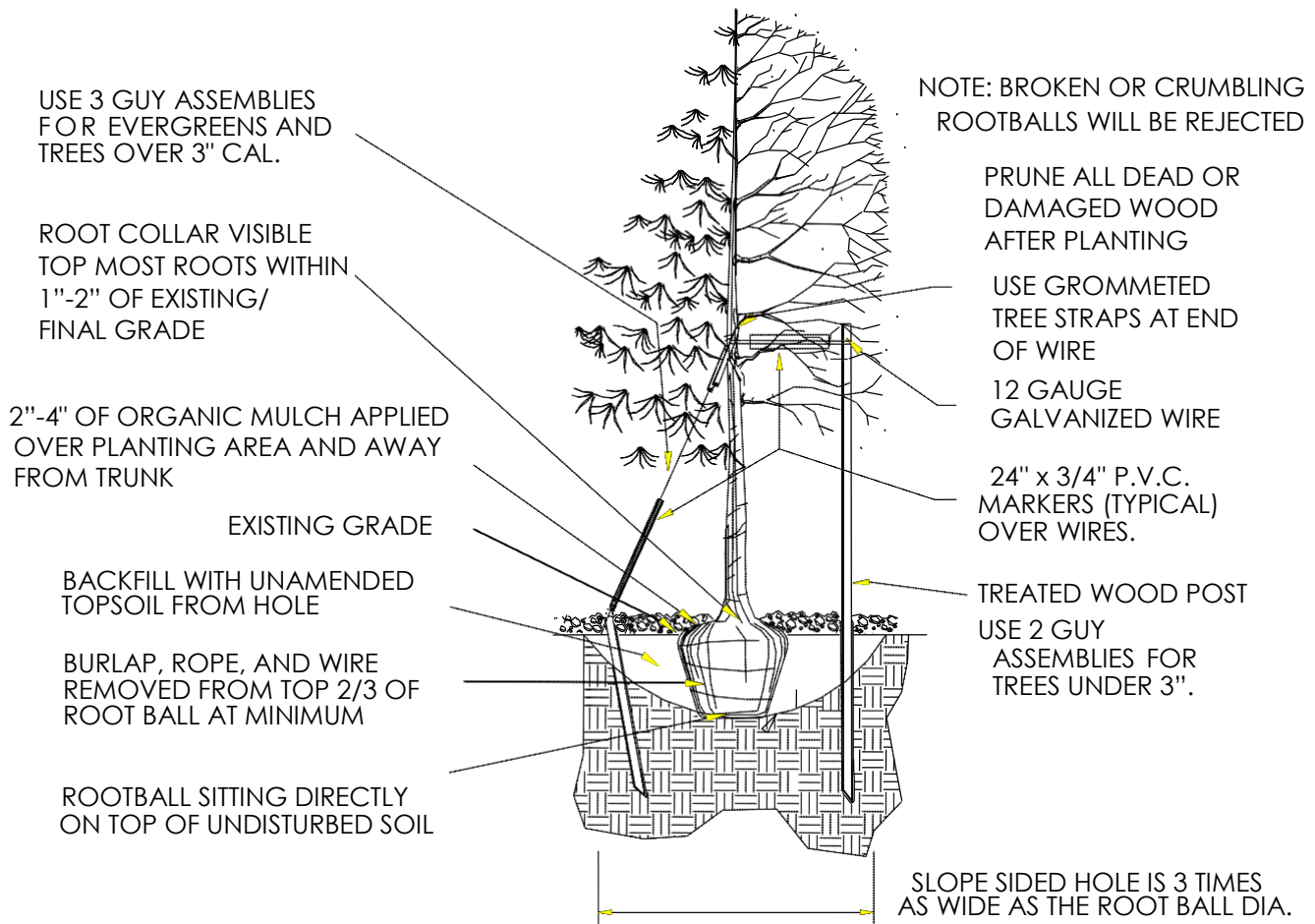
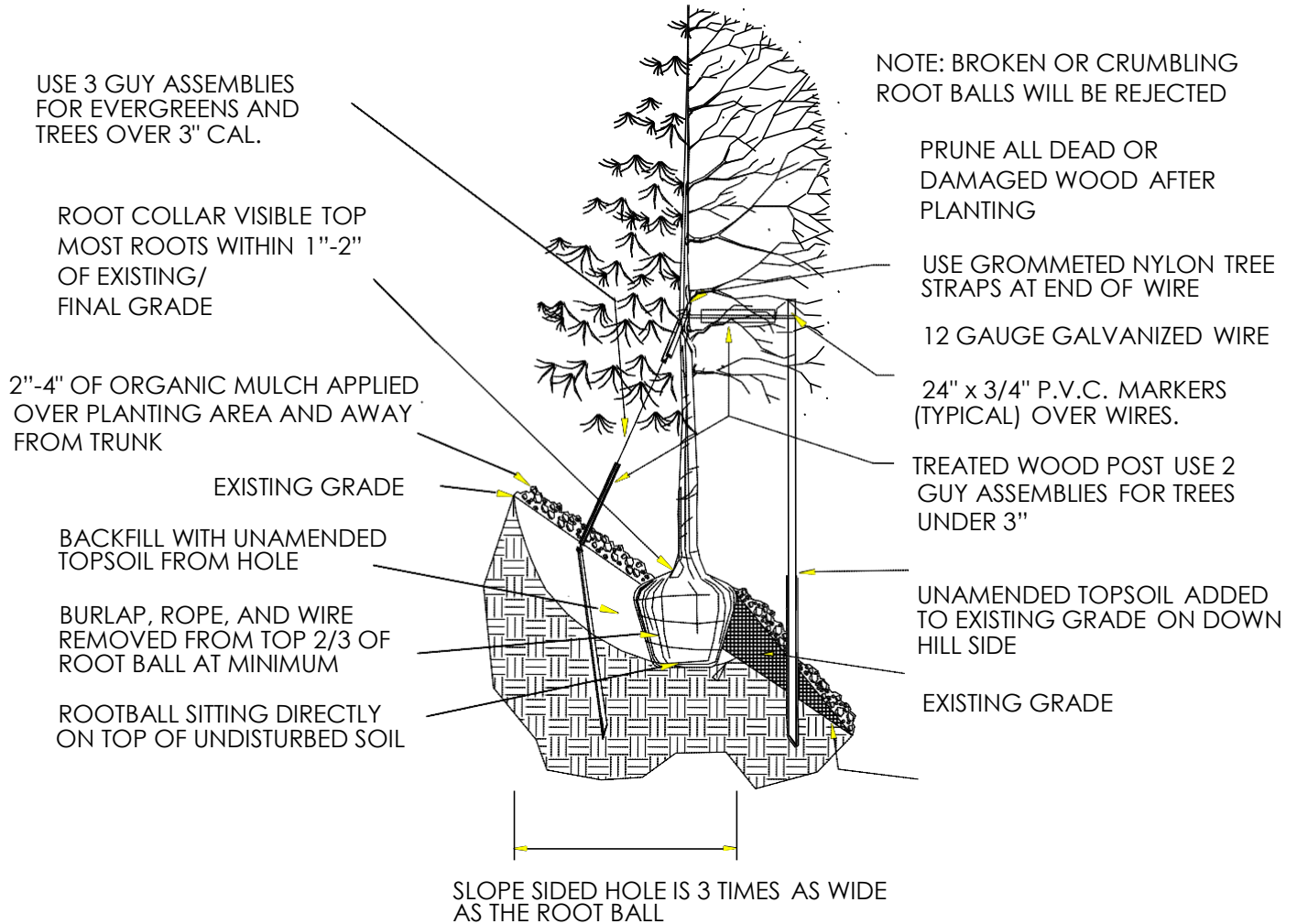


## CASTLE PINES NORTH METRO DISTRICT PLANTING STANDARDS

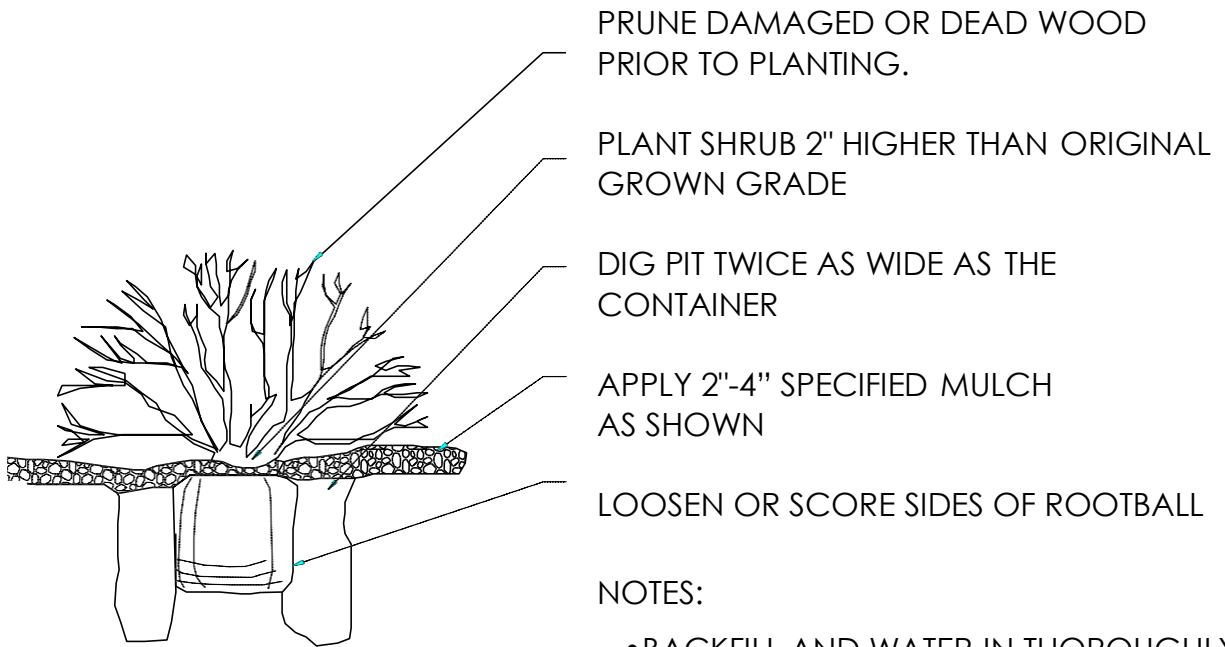


- Excavate planting holes with sloping sides. Make excavations at least three times as wide as the root ball diameter and no deeper than the distance from the top most roots in the root ball to the bottom of the root ball to allow for settling. Do not disturb soil at bottom of planting holes, but do score the sides of the planting hole. The planting area shall be loosened and aerated at least three times the diameter of the root ball. Backfill shall consist of existing on site topsoil – no amendments shall be used unless otherwise specified.
- Trees shall be planted with the root collar/flare visible above grade AND two or more structural roots located within the top 1" to 2" of the root ball/finished grade measured 3" to 4" from trunk. This includes trees that are set on slopes (see slope planting detail). Trees that do not have a visible root collar shall be rejected. Do not cover the root ball with soil.
- When root ball will remain intact, cut off bottom 1/3 of wire basket before placing tree in hole, cut off remainder of basket AFTER tree is set in hole, remove basket completely. At a minimum, the top 2/3 of the burlap and basket shall be removed from the root ball on all trees. Remove all nylon ties, twine, rope and burlap. Remove unnecessary packing material.
- Form soil into a 3" to 5" tall watering ring (saucer) around planting area. This is not necessary in irrigated turf areas. Apply 2" to 4" depth of specified mulch over planting area and inside saucers, away from trunk.
- Staking and guying of trees is optional in most planting situations. In areas of extreme winds, or on steep slopes, staking may be required to stabilize trees. Staking and guying must be removed within 1 year of planting date.
- Tree wrap is *not* to be used on any new plantings, except in late fall planting situations, and only then after consultation with the Parks & Open Space Manager.
- Resetting of improperly planted trees will only be allowed if it is determined that doing so will in no way compromise the root ball, and shall only be done with approval of the Parks & Open Space Manager

## TREE PLANTING DETAIL – SLOPES



## SHRUB PLANTING DETAIL



PRUNE DAMAGED OR DEAD WOOD  
PRIOR TO PLANTING.

PLANT SHRUB 2" HIGHER THAN ORIGINAL  
GROWN GRADE

DIG PIT TWICE AS WIDE AS THE  
CONTAINER

APPLY 2"-4" SPECIFIED MULCH  
AS SHOWN

LOOSEN OR SCORE SIDES OF ROOTBALL

### NOTES:

- BACKFILL AND WATER-IN THOROUGHLY
- BROKEN ROOTBALLS WILL BE REJECTED
- SET ROOTBALL ON UNDISTURBED SOIL